


Hawk on the Hunt

Hawks are amazing flyers. While hunting for food, they can hover over the ground while they search, and once they've found something delicious, they can dive at speeds of up to 150 miles per hour!




Materials:



- 8 1/2" x 11" piece of paper
- Pencil
- Scissors
- Coloring materials (optional)
- String or thread (optional)



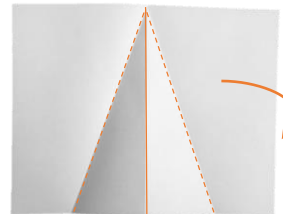
1. Fold your paper in half the short way.



2. Then unfold it and flip the paper over.



3. Starting from the top of the middle crease, fold each side of the paper diagonally so that the side of the paper meets the middle on the bottom.



4. Undo the folds, and flip the paper over again.



5. Fold the paper over the short way again.



6. Outline the profile of a hawk with a pencil. Use scissors to cut along the line. Decorate the hawk as you wish.

7. Refold all the creases. Try flying and diving your hawk like a paper airplane, or tape a piece of string on the inside and let it hover from above.



Curriculum References: 3.1.3.A1, 3.1.3.C2, 3.2.3.B1, G.A.1, RI.3.7

